



District Report Card: 2017


State: Gujarat	District: Navsari
Class: 3	Subject: Language
Schools: 61	Students: 1192


Participation/Coverage


Students

<div>GENDER</div> <div></div>	Boys		Girls	
	Number	%	Number	%
	578	48.49	614	51.51

<div>AREA</div> <div></div>	Rural		Urban	
	Number	%	Number	%
	934	78.36	258	21.64

<div>CATEGORY</div> <div></div>	SC		ST		OBC		GEN	
	Number	%	Number	%	Number	%	Number	%
	25	2.10	722	60.57	308	25.84	137	11.49

<div>CWSN</div> <div></div>	LD	VI	HI	S&LD	ID	Oth
	1	2	1	0	3	13

<div>Management</div> <div></div>	Government		Government-aided	
	Number	%	Number	%
	1072	89.93	120	10.07

Average Performance of Students in Language (%)

Overall	Gender		Area		Management		Social Group			
	Male	Female	Rural	Urban	Govt.	Aided	SC	ST	OBC	GEN
71.83	70.54	73.04	71.97	71.32	71.83	71.78	61.33	72.09	73.77	68.03

Performance on Learning Outcomes (LOs)

Learning Outcomes	Description	Average Performance(%)
L304	Reads small texts with comprehension i.e., identifies main ideas, details, sequence and draws conclusions	73.34
L312	Reads printed scripts on the classroom walls: poems, posters, charts etc.	68.81

Range of Performance of Students who Answered Correctly							
Below 30%		30% - 50%		50% - 75%		Above 75%	
Number	%	Number	%	Number	%	Number	%
53	4.45	124	10.40	434	36.41	581	48.74

Lowest Performing Learning Outcomes (LOs)

1 - Reads printed scripts on the classroom walls: poems, posters, charts etc. (68.81)

2 - Reads small texts with comprehension i.e., identifies main ideas, details, sequence and draws conclusions (73.34)